

Connecting a ACR-Illum-M reader to Net2

Overview



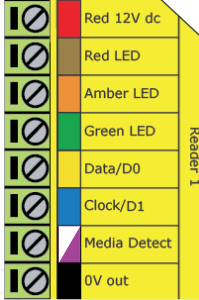
The reader was tested using the 26 bit Wiegand setting.

To set up a Wiegand filter you will need to use the Net2 Server configuration utility. Once completed, set the reader 'Token data format' in Net2 to 'Wiegand Custom'.

Paxton advise checking for the correct site code with the Wiegand filter to provide a higher level of security. To determine how this may be done see:

AN1010 - Configuring custom Wiegand formats
 < <http://paxton.info/990> >


Cable Pinout	ACU terminal
Red	+12V
-	Red LED
-	Amber LED
Blue	Green LED
Green	Wiegand D0
White	Wiegand D1
-	NOT USED
Black	0V



Ensure any unused wires are safely terminated.


To configure the ACU LED setting, open the Net2 server configuration utility and on the 'General' tab, check the 'Display reader LED's in OEM style' box.

If the option is not available, please contact Technical support for further advice.

 +44 (0)1273 811011
 support@paxton.co.uk
 paxton.support


 +49 (0) 251 2080 6900
 support@paxton-gmbh.de
 paxton.gmbh.support


 +33 (0)157 329356
 support@paxtonaccess.fr
 paxton.support

 +32 (0)78485147
 support@paxton-benelux.com
 paxton.benelux.support


 +31 (0)76 3333 999
 support@paxton-benelux.com
 paxton.benelux.support

 +27 (0)21 4276691
 support@paxtonaccess.co.za
 paxton.support

 +1(800) 672-7298
 supportUS@paxton-access.com
 usapaxton.support

 +11 5715088198
 soporte@paxton-access.com
 paxton.soporte

 +1 (864) 751-3501
 soporte@paxton-access.com
 paxton.soporte

 8000 3570 3783
 support@paxtonaccess.ae
 paxton.support

 +44 (0)1273 811011
 support@paxton.co.uk
 paxton.support