

# Connecting an Idesco Access 8 CD reader to Net2

## Overview



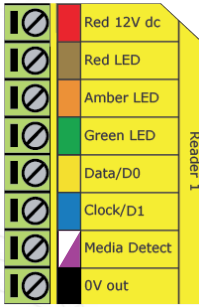
The CM designation allows the reader to work with Mifare tokens. Ensure that you have a compatible reader as the Mifare sector layout will vary with the encoding used.

The card tested was configured to provide a 26 bit Wiegand output.

To set up a Wiegand filter to screen out the card number, you will need to use the Net2 Server configuration utility. Once completed, select the reader 'Token data format' in Net2 to 'Wiegand Custom'.

See AN1010 - Configuring custom Wiegand formats < <http://paxton.info/990> > for more information

Cable Pinout	ACU terminal
Red	+12V
Brown	Red LED
-	Amber LED
Blue	Green LED
Green	Wiegand D0
White	Wiegand D1
-	NOT USED
Black	0V



Ensure any unused wires are safely terminated.


To configure the LED setting, open the Net2 server configuration utility and on the 'General' tab, check the 'Display reader LED's in OEM style' box.

If the option is not available, please contact Technical support for further advice.

 +44 (0)1273 811011  
 support@paxton.co.uk  
 paxton.support


 +49 (0) 251 2080 6900  
 support@paxton-gmbh.de  
 paxton.gmbh.support


 +33 (0)157 329356  
 support@paxtonaccess.fr  
 paxton.support


 +32 (0)78485147  
 support@paxton-benelux.com  
 paxton.benelux.support


 +31 (0)76 3333 999  
 support@paxton-benelux.com  
 paxton.benelux.support

 +27 (0)21 4276691  
 support@paxtonaccess.co.za  
 paxton.support

 +1(800) 672-7298  
 supportUS@paxton-access.com  
 usapaxton.support

 +11 5715088198  
 soporte@paxton-access.com  
 paxton.soporte

 +1 (864) 751-3501  
 soporte@paxton-access.com  
 paxton.soporte

 8000 3570 3783  
 support@paxtonaccess.ae  
 paxton.support

 +44 (0)1273 811011  
 support@paxton.co.uk  
 paxton.support